






































Core content	Block A	Block B	Block C	Block D	Block E	Block F
Year 1	Drawing Explore materials and tools for mark making 	Painting Explore mark making with paint, using primary colours 	Printmaking Explore resist and relief block printing, negative stencils and clay printing blocks 	Textiles Explore weaving with natural and man-made materials Work with wax and oil crayon resist on fabric 	3D Use natural and man-made materials Create plaster casts from clay impressions 	Collage Explore the visual and tactile qualities of objects Layer paper to build an image 
Year 2	Drawing Evoke mood and represent movement through mark making 	Painting Explore line, colour and shape, make own painting tools and develop colour mixing skills to include secondary colours 	Printmaking Create repeated patterns with positive and negative space Print using natural objects as a stimulus 	Textiles & Collage Explore dip dye technique Use relief and block printing techniques on fabric Create work focusing on pattern, line and colour using mixed-media 	3D Take inspiration from the designs of indigenous art Create 3D sculptures using paper and cardboard 	Creative Response Drawing and Collage Combine drawing and collage to add detail and interest 
Year 3	Drawing and Painting Combine drawing and resist to explore colour, line and shape Create tints and learn painting techniques of tonking and sgraffito  	Printmaking Create monoprints and explore mark making and pattern with printing tools 	Textiles & Collage Explore pattern and colour combinations Use collograph and Plasticine™ blocks and tie dye Explore positive and negative space Explore line and shape and create paper collage 	3D Create relief sculptures Use wire to make 3D insects 	Painting Use a range of paint techniques to create backgrounds for effect 	Creative Response Painting and Printmaking Combine painting and printmaking techniques 
Year 4	Drawing Create contour drawings using still life and natural forms as stimulus 	Painting Learn about abstract art and develop colour mixing skills to include tertiary colours 	Printmaking and Textiles Create monoprint and press prints on fabric and make collages Create repeated patterns by flipping and rotating images Use tie dye, knotting and weaving techniques 	3D and Collage Create wire structures, focusing on line and form Combine 3D materials Combine a range of techniques such as overlapping and layering techniques 	Painting Mix tints and tones to create an ombre effect with paint 	Creative Response Drawing and Textiles Refine previously taught drawing and sewing techniques 
Year 5	Drawing and Painting Learn about and use the technique of subtractive drawing Use organic lines to create landscapes  	Printmaking Create three colour prints and combine printing techniques 	Textiles & Collage Create wall hangings using layered collage and weaving techniques Use natural forms as a starting point for artwork 	3D Create slab and coil pots and learn techniques to join and seal clay sections Create tissue paper bowls 	Painting Explore a range of effects which can be achieved using watercolour paint 	Creative Response Printmaking and Textiles Combine printmaking and textiles to embellish fabric 
Year 6	Drawing Combine techniques to create abstract images Learn about surrealism and portraiture 	Painting and Collage Create still life compositions by combining different media and in response to cubist work Adapt and refine ideas and techniques and respond to different styles of artists and art movements 	Printmaking and Textiles Use perspective drawings as a starting point for textiles work Explore batik technique Draw and paint on fabric surfaces 	3D Explore shape, form and colour and explore the effect of heat to create Chihuly-style 'glass' Explore combining techniques to create sculptures using mixed-media including recycled materials 	Painting Combine techniques to create the illusion of water and depth 	Creative Response Drawing and Textiles Combine drawing and batik to add detail 